



TELEDYNE HASTINGS INSTRUMENTS

PowerPod-400

FEATURES

- ± 15 Volt, 250 mA Transducer Supply
- Analog signals available on back panel
- RS232/485 Interface
- Labview Drivers available
- High Accuracy
 - $\pm 0.2\%$ FS ± 1 digit
- CE Compliance
 - EN55011:1991
 - EN50082-2:1995
 - EN61010-1:1993
- High and Low alarms programmed from front panel
- Display can be zeroed from front panel or remotely
- Fully Integrated 4.5 digit display
- Resolution:
 - 1 part out of $\pm 99,999$ Four channels of simultaneous display
- Independent Channel Programmability
- Radio Control
- Totalizer Set Points
- User Selectable AC Input
- Anodized aluminum case for bench top use or panel mounting
- Analog I/O:
 - 0-5 VDC
 - 0-10 VDC
 - 4-20 mA

APPLICATIONS

- Secondary calibration reference
- Fuel cell testing
- Pharmaceutical production
- Gas generators
- Thin Film processes
- Gas Blending

PowerPod-400 Power Supply



DESCRIPTION

The THPS-400 is Hastings Instruments' newest power supply. This digital 4-channel instrument replaces the old analog version of the Model 400 and 200 but maintains the half-rack profile for simple drop-in replacement of older units. The new THPS-400 incorporates, as standard, features that were optional or non-existent on the previous models.

These new THPS-400 features include integrated totalizer with count-up or countdown options, user selected filtering of readings, RS-232, RS-485, simultaneous display of all four channels or selective blanking of unused channels, and ratio control with analog outputs for stacking multiple power supplies. There is also an easy-to-follow, menu-driven calibration and setup. The unit is packaged in an all-metal enclosure with a bright vacuum fluorescent display.

The digital design of the THPS-400 allows the user to set both the minimum and maximum display values corresponding to specific voltage or current inputs. One advantage of this approach is that it negates the need to access hard to reach transducers to re-zero them. Should the analog signal from the transducer change due to zero shift, the digital counts seen by the THPS-400 can be changed to display zero either manually from the front panel or via serial communication with the unit. This should be especially attractive to OEM manufacturers.


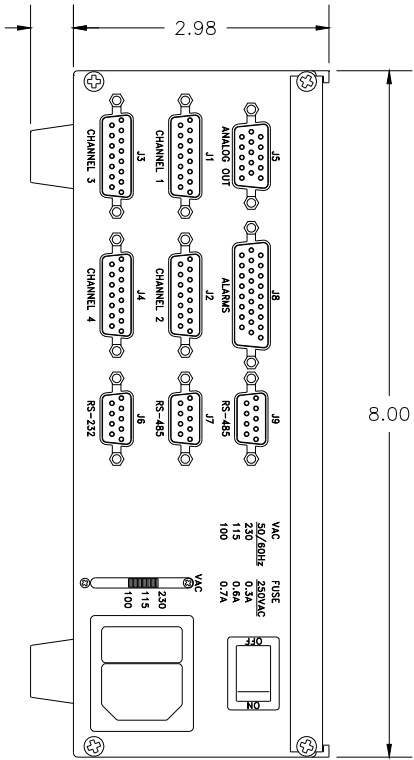
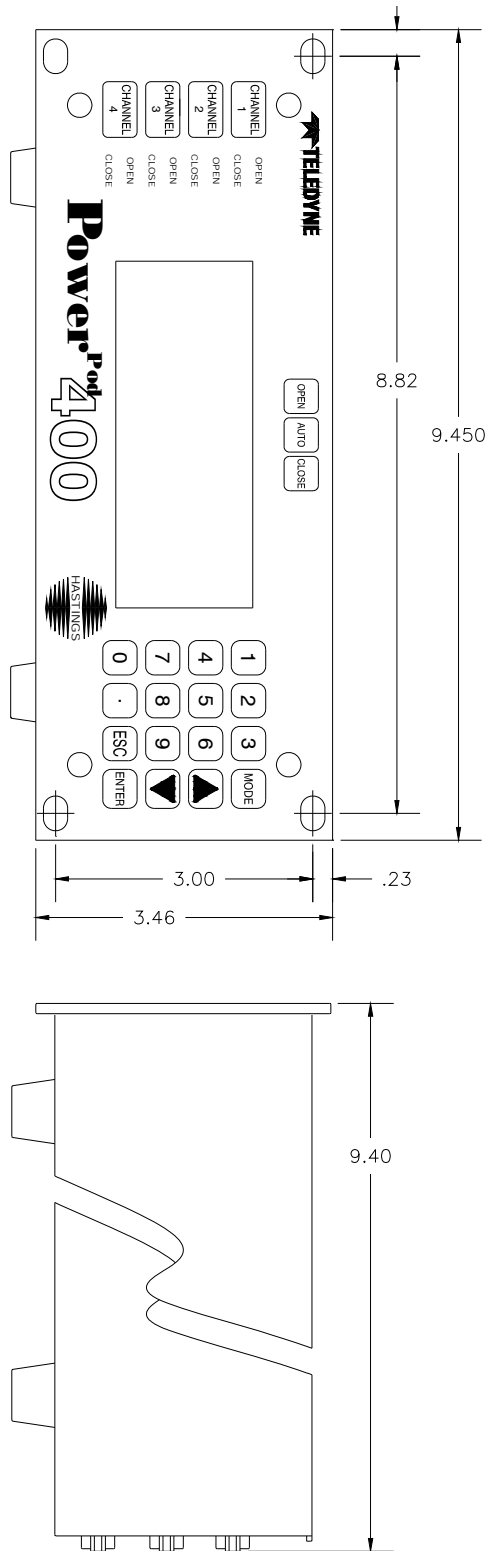
Specifications and Standards

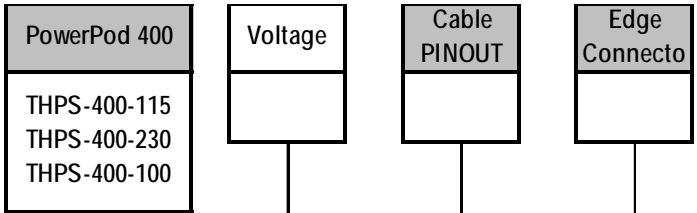
DESCRIPTION (Cont)

Full scale display values are also easy to change to accommodate transducers with various ranges. Changing the full scale display is so easy, in fact, that it almost makes a scaling factor unnecessary. Still, at the request of many of our customers, a scaling factor feature has been included and can be applied to each individual channel.

SPECIFICATIONS	
Accuracy	±0.2% of F.S.
Repeatability	±0.1% of F.S.
Input	90-125/180-250 VAC 50/60 Hz
Output	±15 VDC, 250 mAmps Max.
Operating Temperature	-20° to 70°C
Zero Temperature Coefficient	< 0.05% /°C of F.S.
Standard Operating Ranges	0-5 VDC, 0-10 VDC, 250 mA max. per channel
Connector Types	15-pin sub-D, Transducers 9-pin sub-D, Serial 26-pin HD- D, Alarm 9-pin HD-D, Analog Out
Meter	5 Digit programmable resolution
Weight	5 Lb

- Hastings Instruments reserves the right to change or modify the design of its equipment without any obligation to provide notification of change or intent to change.
- NIST Traceable Calibration Certificate
- Analog and Digital Output.
- Choice of Remote Electronics or Mounting Bracket
- Six Standard Gases as shown in Table 1. Custom Gases quoted separately





Order No.	Options
Order Codes	
01	THPS-400-115
02	THPS-400-230
03	THPS-400-100 (Japan)

Accessories		
	H Pin-Out	"H" Pinout
01	8 Ft	15 pin D connector
02	25 Ft	15 pin D connector
03	50 Ft	15 pin D connector
04	100 Ft	15 pin D connector

	U Pin-Out	"U" Pinout
01	8 Ft	15 pin D connector

	Edge Card	Edge Connector
01	8 Ft	20 Position
02	25 Ft	20 Position
03	50 Ft	20 Position
04	100 Ft	20 Position

*Factory Settings		
Input Voltage	115	VAC
Display Zero	0	SCCM
Display 100%	100	SCCM
High Set Point	90	High flow alarm
Low Set Point	10	Low flow alarm
A/D Conversion Rate	15	Hz
Multiplication Factor	1	Applied to reading
Analog I/O	0 - 5	VDC

*Specify custom set-up when ordering.



Telephone: (757) 723-6531
Toll Free: (800) 950-2468
Fax: (757) 723-3925
World Wide Web: <http://www.teledyne-hi.com>
E-mail: hastings_instruments@teledyne.com
P.O. Box 1436
Hampton, VA 23661

